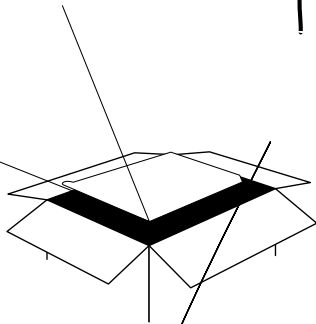





Defender 3000

ASSEMBLY


1



4



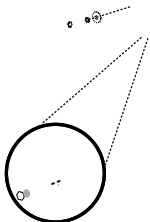
2




5



3



6





SAFETY PRECAUTIONS





OPERATION

To turn the Indicator on, press and hold ON for two seconds. The Indicator performs a display test, momentarily displays the software version, and then enters the active weighing mode.

